

Quik Drive® — Screwdriver Motors

Quik Drive Systems Are Available with a Variety of Screwdriver Motors

The information below will aid in the selection of the right tool for the intended application.

Not all motors are available with all systems; reference the appropriate systems page for available options.

Screwdriver Motors Sold in Quik Drive Systems




					
Description*	DeWalt® 2,000 rpm Two 5 AH batteries 20V cordless driver motor	DeWalt 2,000 rpm 6.5 amp 164 in./lb. peak torque*	DeWalt 2,500 rpm 6.5 amp 132 in./lb. torque*	Makita® 2,500 rpm 6.5 amp 133 in./lb. torque*	Makita 3,500 rpm 6.5 amp 107 in./lb. peak torque*
Features	Compact motor	Adjustable torque	Multi-application versatility	Multi-application versatility	Increased speed for low-torque applications
Motor with Quik Drive Adaptor Model Number	DCF624M2G2	DW267QD	DW276QD	MAFS2500	MAFS3500
Available in these Quik Drive Systems					
PR0200G2	—	—	PR0200SD25K	PR0200G2M25K	—
Cordless PR0250G2	PR0250G2DC2K	—	—	—	—
PR0250G2	—	—	PR0250G2D25K	PR0250G2M25K	PR0250G2M35K
PROCCS+	PROCCS+DC2K	—	PROCCS+D25K	PROCCS+M25K	—
PROLDHG2	—	—	—	PROLDHG2M25K	—
PROPP150G2	—	—	—	—	—
PROSDX150G2	—	PROSDX150G2DATK	—	—	—
BSD200G2	—	—	—	—	—
PRORFG2	—	—	—	—	PRORFG2M35K
PROSDD	—	—	PROSDD25K	PROSDDM25K	PROSDDM35K
PR0300SRFG2	—	—	—	PR0300SRFG2M25K	PR0300SRFG2M35K
Cordless PR0300SG2	PR0300SG2DC2K	—	—	—	—
PR0300SG2	—	—	PR0300SD25K	PR0300SM25K	PR0300SM35K
PROHSD60/PROHSD60M	—	—	—	—	—
PROHSD75/PROHSD75M	—	—	—	—	—
Cordless PR0200SG2	PR0200SG2C2K	—	—	—	—
PR0200SG2	—	—	PR0200SD25K	—	—

*This information provided by screwdriver motor manufacturers. All screwdriver motors may also be purchased separately using the tool model number.

Quik Drive® — Screwdriver Motors

Screwdriver Motors — Sold Separately

This tool is not available in a system and must be ordered separately.

				
Description	DeWalt® 1,000 rpm 6.5 amp 344 in./lb. peak torque	Makita® 4,000 rpm 6.0 amps	DeWalt 4,850 rpm	Makita 6,000 rpm 6.0 amps
Features	Adjustable torque	Increased speed for low-torque applications	Brushless, cordless screwdriver motor	Maximum speed for drywall applications
Tool Model Number	DW269QD	MAFS4200	DCF630D2G2	MAFS6200

Quik Drive® — Auto-Feed Screw Driving Systems



Quik Drive Adjustable Countersink Feature

The adjustable countersink on Quik Drive auto-feed attachments allows the user to dial-in fastener penetration to match the material and application. Once the countersink depth is set, the driver bit automatically disengages from the head of the screw when the desired penetration is achieved, preventing overdriving. Screws can be driven to the right depth every time without the user having to slow down to check each fastener, making for faster work and more consistent results.

Some things to consider when using the countersink feature:

- Test and adjust the countersink depth using a scrap piece of lumber.
- Stainless-steel screws are softer than carbon steel screws. Therefore, care should be taken to set the countersink adjustment wheel to a drive depth that will not overdrive the screw during installation. Overdriving stainless-steel screws can cause breakage.
- For more information, visit go.strongtie.com/quikdrivevideos.

Screwdriver Motor RPM Recommendations

Simpson Strong-Tie offers a large selection of screwdriver motors for Quik Drive auto-feed screw driving systems. It is important to select a motor with rpm specifications that suit the intended application(s) to ensure the best results. See the full selection of screwdriver motors on pp. 162–163.

Screwdriver Motor RPM Recommendations per Application

Applications	4,850 rpm Cordless	2,000 rpm Cordless	6,000 rpm	4,000 rpm	3,500 rpm	2,500 rpm	2,000 rpm Adjustable Torque	1,000 rpm
Subfloor and Sheathing	—	Good	—	—	Best	Better	—	—
Decks/Docks	—	Best	—	—	Better	Best	—	—
Drywall	Best	—	Better	Best	Better	—	—	—
Fiberglass-Mat Gypsum Sheathing	Good	Good	Better	Good	Better	Good	—	—
Fiber-Cement Siding	—	Good	—	—	Good	Best	—	—
Tile Roofing	Best	Good	—	Good	Better	Best	—	—
Metal Roofing and Siding	—	Good	—	—	Better	Best	—	—
Steel Framing	—	Good	—	—	Good	Best	Good	—
Steel Decking	—	Good	—	—	—	—	Best	Good
Steel Stitching	—	Good	—	—	—	Good	Best	—
Underlayment	—	Good	—	—	Better	Best	—	—
Truck and Trailer Beds	—	—	—	—	—	—	—	Best
Remodeling and General Purpose	—	Good	—	—	Better	Best	—	—

Quik Drive® — Adapters

Adapters for Most Popular Screwdriver Motors

Screwgun	QD Adapter
DeWalt	
254	DWAG2
255	DWAG2
257	DWAG2
260	DWAG2
265	DWAG2
266	DWAG2
267	DWA3G2
269	DWA3G2
272	DWAG2
274	DWAG2
275	DWAG2
276	DWAG2
277	DWAG2
281	DWAG2
284	DWAG2
DCF620 (cordless)	DWA8G2
DCF622 (cordless)	DWA3G2
DCF624 (cordless)	DWA9G2
DC825 (cordless)	DWA2G2
825 (cordless)	DWAG2
827 (cordless)	DWAG2
835 (cordless)	DWAG2
845 (cordless)	DWAG2
855 (cordless)	DWAG2
DCF885 (cordless)	DWA6G2
DCF886 (cordless)	DWA6G2
DCF887	DWA6G2
969 (cordless)	DWA3G2
Hilti	
SF4000	HTAG2
ST 18	HT18G2
ST 1800-A18 (cordless)	HT18G2
Makita	
FS2200	MAA3G2
FS2500	MAA3G2
FS3500	MAA3G2
FS4200	MAA3G2
FS6200	MAA3G2
LXSF01 (cordless)	MAA3G2
LXDT04 (cordless)	MAA6G2
XSF03	MAA3G2

Screwgun	QD Adapter
Metabo HPT	
W6VM	HIAG2
W6V3	HIAG2
W6V4	HIAG2
W6VA4	HIAG2
W6VB2	HIAG2
W6VB3	HIAG2
W8VB	HIAG2
W8VB2	HIAG2
Milwaukee	
6701-20	MIAG2
6702-20	MIAG2
6707-20	MIAG2
6708-21	MIAG2
6740-20	MIAG2
6741-1	MIAG2
6742-20	MIAG2
6743-20	MIAG2
6743-50	MIAG2
6743-55	MIAG2
6745-1	MIAG2
6746-1	MIAG2
6755-4	MIAG2
6758	MIAG2
6760	MIAG2
6790-1	MIAG2
6790-20	MIAG2
6791-20	MIAG2
2653	MIA1G2
2866-20	MIAG2K

Quik Drive — Swivel Adapters

- Rotates 360° without having to detach the tool from motor
- Allows the use of one hand to rotate tool
- Easily rotate screws out of the way for corner applications
- Swivel adapters are only intended to be used in drywall applications

Screwgun	QD Adapter
DeWalt	Swivel
252	DWASWG2
254	DWASWG2
255	DWASWG2
257	DWASWG2
260	DWASWG2
265	DWASWG2
266	DWASWG2
267	DWASWG2
268	DWASWG2
272	DWASWG2
274	DWASWG2
275	DWASWG2
277	DWASWG2
276	DWASWG2
281	DWASWG2
284	DWASWG2
DCF620 (cordless)	DWA7G2
DCF630	DWA7G2
Hilti	Swivel
SD4500	HTASWG2
Makita	Swivel
XSF03	MAA7G2

Quik Drive® — Replacement Parts



Part	Model No.
Bit key for Quik Drive tools	BITKEY
Bit pack — 3 ct. Phillips-drive bit	BIT2P-RC3
Bit pack — 3 ct. #2 square-drive bit	BIT2S-RC3
Bit pack — 3 ct. #2 undersize square-drive bit	BIT2SU-RC3
Bit pack — 3 ct. #3 square drive	BIT3S-RC3
Bit pack — 3 ct. #3 undersize square drive	BIT3SU-RC3
Bit pack — 10 ct. #2 Phillips-drive bit	BIT2P-RC10
Bit pack — 10 ct. #2 square-drive bit	BIT2S-RC10
Bit pack — 10 ct. #2 undersize square-drive bit	BIT2SU-RC10
Bit pack — 10 ct. #3 square-drive bit	BIT3S-RC10
Bit pack — 10 ct. #3 undersize square-drive bit	BIT3SU-RC10
Bit pack — 10 ct. T20 6-lobe auto-set drive bit	BITTX20-PL-RC10
Bit pack — 3 ct. T20 6-lobe auto-set drive bit	BITTX20-PL-RC3
Bit pack — 50 ct. T20 6-lobe auto-set drive bit	BITTX20-PL-RC50
Bit pack — 10 ct. T25 6-lobe drive bit	BITTX25-RC10
Bit pack — 3 ct. T25 6-lobe drive bit	BITTX25-RC3
Bit pack — 10 ct. T30 6-lobe drive bit	BITTX30-RC10
Bit pack — 3 ct. T30 6-lobe drive bit	BITTX30-RC3
Driver bit, lobular, hex, 5/16" for BSD200	BITHEXLB516LG
Leafspring, HX516, PH, LDH, PROPP150, PROSDX150 attachments	QDLEAFSPRING2
Driver bit, lobular, hex 5/16" for PROSDX150	BITHEXLB516LG
Mandrel, 6 1/2"	PMANDREL65-RC
Mandrel, 7 1/2"	PMANDREL75-RC
Mandrel, 10"	PMANDREL10
Mandrel, 5/16" hex with driver bit for PROPP150 series attachment	BPHXLBPPG2
Mandrel, HX516 attachment, with 5/16" driver bit	BPHX516G2
Mandrel, 5/16" hex with driver bit for PROSDX150 series attachment	BPHXLBSDG2
Mandrel, 5/16" hex driver bit for BSD200	BPHXLBGP516G2
Mandrel, 6 1/2" for QDPRO200G2 Drywall Tool	PMANDREL65D



BIT3S-RC10



QDLEAFSPRING2

















PMANDREL75-RC

Quik Drive® — Replacement Parts

Drive Types and Replacement Driver Bits

It is necessary to use the right driver bit to ensure optimum results with a Quik Drive system. The bit(s) included in each box of Quik Drive screws should be sufficient to drive the entire box, however, variations in materials and driving techniques can shorten driver-bit life. Replacement bits are available in Bit Packs; reference the label on the bit included in the box or the box label to ensure correct driver-bit selection (see table on p. 166 for Bit Pack quantities and model numbers).

Drive Type / Size	Bit	Description
 #2 square drive		BIT2S — for most screws with #2 recess and interior grade coating
 #2U (#2 undersized)		BIT2SU — for most screws with #2 recess and exterior grade coating
 #3 square drive		BIT3S — for most screws with #3 recess and interior grade coating
 #3U (#3 undersized)		BIT3SU — for most screws with #3 recess and exterior grade coating
 #2 Phillips		BIT2P — for Quik Drive screws with Phillips recess
 5/16" lobular hex drive		BITHEXLB516 — for most screws with 5/16" lobular hex drive
 T20 6-lobe		BITTX20-PL — for DCU Screw Plug
 T25 6-lobe		BITTX25 — for Quik Drive systems with T25 6-lobe drive
 T30 6-lobe		BITTX30 — for Quik Drive systems with T30 6-lobe drive
 #3 Phillips		BIT3P — for Quik Drive screws requiring #3 Phillips recess

Quik Drive® — Accessories

Accessories	Model No.
Feed pawl, twist lock for SDS, PRO200 attachments	PFEEDPAWLTL
Feed pawl, PROHX, PROPH, PROLDH, PROPP attachments	PFEEDPAWL2
Feed pawl, PROHSD attachments	PFEEDPAWL3
Feed pawl, PROSDX150 attachment	PFEEDPAWL4
Feed Pawl PROPP, PROPH attachments	PFEEDPAWL5
Feed pawl, PRO250, PRO200S, PRO300S attachments	PFEEDPAWL7

Replacment Parts	Model No.
Case, PRO kits	TOOLCASE-LG
Deck clip, PRO300S, PRO200S, PRO250	QDDECKCLIP-RC
Extension, 16" (short), G2 series	QDEXTG2-16
Extension, 20" (standard), G2 series	QDEXTG2
Lightweight extension, G3 20"	QDEXTG3
Lightweight extension, G3 16"	QDEXTG3-16
Lightweight extension, G3 22"	QDEXTG3-22
Extension replacement handle, G2 Series	G2HANDLE
Noseclip, PRO250, PRO200S, PRO300S attachments	PNOSECLIP
Noseguard, PROHX516 attachment	PNOSEGUARD-5
Screw quiver, worn on belt, carries up to 500 screws	QUIVER
Foot step	TFSTEP
Soft carry case	QDTOOLBAG



Quik Drive G3 Lightweight
Extension



QDEXTG2-16 (QDEXTG2
and QDEXTG2-22 similar)



PFEEDPAWL7



PNOSECLIP



QUIVER



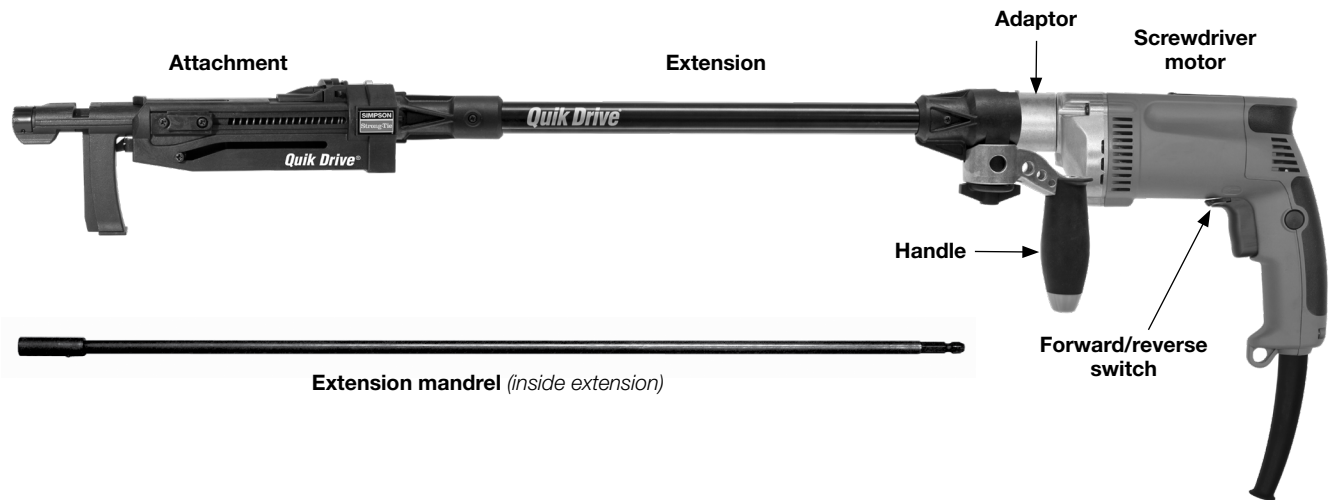
QDDECKCLIP-RC



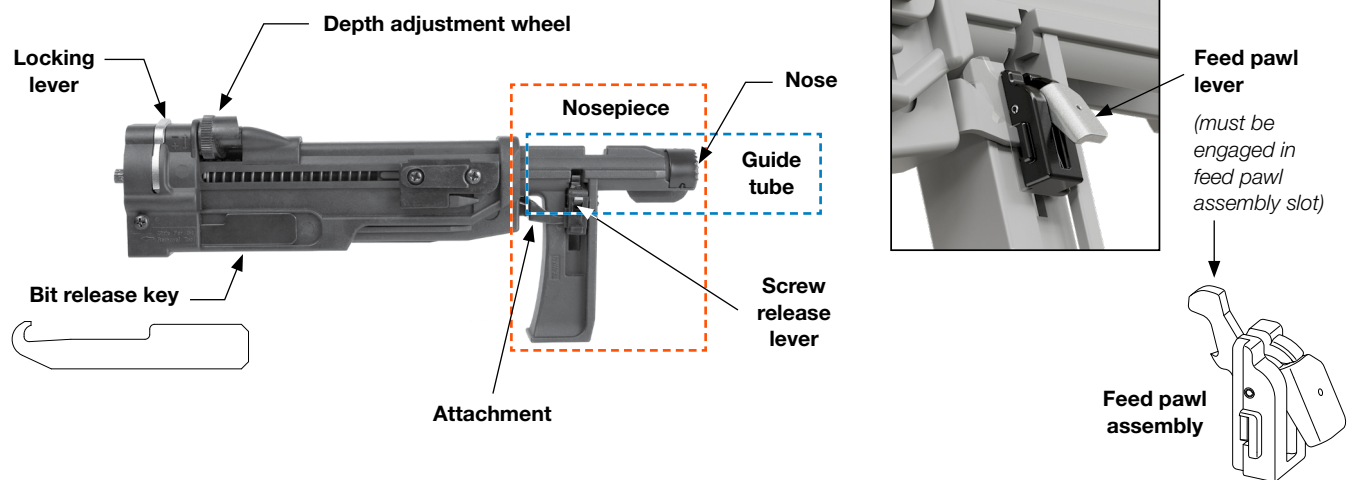
TFSTEP

Quik Drive® — System Components and Schematics

System Components



Schematics



Part No.:

BPHX516G2 attachment:	QDPROHX516G2
BPHXLBPPG2 attachment:	QDPROPP150G2
PMANDREL10 attachment:	QDPROPP150G2
PMANDREL65 attachments:	QDPROLDHG2, QDPROPHG2
PMANDREL75 attachments:	QDPRO200SG2, QDPRO300SG2, QDPRORFG2, QDPRO300SRFG2, QDHSD60, QDHSD75
BPHXLBSDG2 attachment:	QDPROSDX150G2
PMANDREL65D attachment:	QDPRO200G2

Quik Drive® — Troubleshooting

Troubleshooting Guide

Simpson Strong-Tie Quik Drive tools are easy to use. As with any power tool, there are a few basic things to remember for best performance.

Problem	Solution
Screws won't drive. They spin for a second, then lay over on their side. Little or no penetration.	Make sure the screwdriver motor is not in reverse.
Screws won't drive completely. They go down about halfway, then the bit spins out.	Check to be sure you are using the correct bit for the type of screws you are driving. Check for bit wear. It may be time to install a new bit. Push harder when driving.
Screws won't drive completely. They are almost completely driven but won't countersink completely.	Check the depth adjustment on the attachment. Reset if necessary. You may have missed the substrate. Example: In flooring, this will occur if you miss the joist.
Screws don't advance properly causing tool to jam.	Use only Simpson Strong-Tie Quik Drive brand collated screws. Be sure the screw strip is inserted correctly — pointed end first. Lift the tool completely off the work surface after driving each screw. Don't drag screw strips on the work surface as you move to the next position. Be sure the feed pawl assembly is intact and feed lever is engaged. Avoid the use of wet or spray lubricants that may cause wood and drywall dust to accumulate.

Quik Drive® — Warranty

Limited Warranty on Quik Drive Tool

The following Limited Lifetime Warranty applies to all Quik Drive products (each a “Quik Drive Product”), and must be read in conjunction with the General Notes at strongtie.com/products/fastening-systems/technical-notes/general-notes, Terms and Conditions of Sale at strongtie.com/information/terms-and-conditions, and Corrosion Resistance information contained in the current Fastening Systems catalog and at strongtie.com/products/fastening-systems/technical-notes/corrosion-information/materials-and-coatings-for-fasteners, along with any information provided with a Quik Drive Product at strongtie.com/products/product-use-information and strongtie.com/info. The screwgun that is supplied with the Quik Drive Product is not manufactured by Simpson. As a result, the screwgun is exclusively warranted by the screwgun manufacturer and not by Simpson. Simpson does not warranty, and assumes no liability for the operation or functionality of, the screwgun. This Limited Lifetime Warranty is effective as of the date of any purchase. For all future purchases, please consult this page for current warranty information, as this page may be updated by Simpson from time to time.

Simpson warrants each Quik Drive Product, only to the original purchaser, to be free from substantial defects in materials, manufacturing and design for the lifetime of the Quik Drive Product, if properly stored, maintained and used. This Limited Lifetime Warranty does not cover normal wear and tear, as determined by Simpson in its absolute discretion, and is null and void with respect to: (a) any Quik Drive Product that was purchased from an unauthorized dealer, retailer or distributor, (b) any Quik Drive Product that was modified or altered, (c) any failure or defect caused by improper installation of any Quik Drive Product; (d) any Quik Drive Product that was improperly or inadequately serviced or maintained, (e) any Quik Drive Product that was subject to negligence or excessive or improper use, including

use in improper conditions, as determined by Simpson in its absolute discretion, or (f) any Quik Drive Product that was subject to any use not in accordance with the specifications in the Quik Drive catalog provided with the Quik Drive Product or provided on this website. If any Quik Drive Product fails to conform to this Limited Lifetime Warranty, original purchaser's sole and exclusive remedy is either the replacement or repair, at Simpson's election, of such Quik Drive Product. Original purchaser must return the Quik Drive Product to Simpson along with satisfactory proof of purchase, with return shipping prepaid by original purchaser. To obtain warranty service, go to strongtie.com or contact Simpson promptly at (800) 999-5099. The repaired or replaced Quik Drive Product is warranted under the terms of this Limited Lifetime Warranty.

THE LIMITED WARRANTY HEREIN IS EXPRESSLY IN LIEU OF ALL OTHER WARRANTIES, AND, WHERE LAWFUL, SIMPSON DISCLAIMS ALL OTHER WARRANTIES, INCLUDING BUT NOT LIMITED TO IMPLIED WARRANTIES OF MERCHANTABILITY AND FITNESS FOR A PARTICULAR PURPOSE AND WARRANTIES ARISING FROM COURSE OF PERFORMANCE, COURSE OF DEALING OR TRADE USAGE. IN NO EVENT WILL SIMPSON BE LIABLE FOR INCIDENTAL, CONSEQUENTIAL, PUNITIVE OR SPECIAL DAMAGES OR DIRECT OR INDIRECT LOSS OF ANY KIND, INCLUDING BUT NOT LIMITED TO PROPERTY DAMAGE AND PERSONAL INJURY. SIMPSON'S ENTIRE LIABILITY IS LIMITED TO THE PURCHASE PRICE OF THE DEFECTIVE QUIK DRIVE PRODUCT. SOME STATES DO NOT ALLOW LIMITATIONS ON IMPLIED WARRANTIES, OR THE EXCLUSION OR LIMITATION OF INCIDENTAL, CONSEQUENTIAL, PUNITIVE OR SPECIAL DAMAGES, SO THE ABOVE LIMITATIONS AND EXCLUSIONS MAY NOT APPLY. THIS LIMITED WARRANTY GIVES SPECIFIC LEGAL RIGHTS. OTHER RIGHTS THAT VARY FROM STATE TO STATE MAY BE APPLICABLE.

Additional Quik Drive Safety Warnings

- Keep work area clean and well lit.
- Do not operate Simpson Strong-Tie® Quik Drive tools in dangerous environments. Do not expose tools to rain or use them in damp or wet locations. The use of Quik Drive tools can create sparks. Do not use in the presence of flammable liquids, dust or gases.
- Keep bystanders, children and visitors away while operating a Quik Drive tool. Distractions can cause accidents and serious bodily injury.
- Dress properly when using a Quik Drive system. Do not wear loose clothing or jewelry. Keep your hair, clothing and gloves away from moving parts. Loose clothes, long hair or jewelry can be caught in moving parts and result in serious bodily injury. Be sure the power switch on a tool is in the off position before plugging in the tool. Do not carry tools with your finger on the switch.
- Keep proper footing and balance at all times.
- Always use safety equipment, such as protective glasses, dust masks, nonskid safety shoes, safety harnesses hard hats and/or earplugs.

Reduce Risk of Electrical-Related Accidents

- Guard against electrical shock. Prevent body contact with grounded surfaces.
- Never modify the tool power plug in any way. Always use a plug with a matching outlet. Use of proper, unmodified plugs and outlets reduces the risk of electric shock.
- Do not abuse the power cord. Never carry a tool by its cord or pull the cord to disconnect from an outlet or other receptacle. Keep cord away from heat, oil, sharp edges or moving parts. Replace damaged cord immediately. Damaged cords increase the risk of electrical shock.
- When operating a tool outside, use extension cords suitable for outdoor use.

Personal Safety

- Stay alert. Do not use a Quik Drive system while tired or under the influence of drugs, alcohol or medication. Use common sense when operating the tool. Inattention while operating Quik Drive system may result in serious bodily injury.

Quik Drive Tool Use and Care

- Do not force the Quik Drive tool. Use the correct tool for the application.
- When not in use, Quik Drive systems should be stored in a dry place and out of the reach of children and other untrained persons.
- Disconnect the plug from power source before making adjustments, changing accessories or storing tool.
- Maintain Quik Drive tools with care. Follow instructions for changing accessories.
- Regularly check for misalignment or binding of moving parts and other conditions that may affect operation.
- Use only accessories recommended by Simpson Strong-Tie Company Inc.
- Any repairs to electric tools should be performed by qualified personnel. Use only authorized parts.
- Do not use wet or spray lubricants on any Quik Drive parts that may attract wood, metal or drywall dust.